

# Preliminary 2014-2015 Data derived from CFS data

Source	CFS	CBO	Fin Statement	Audit
Encumbered	12,617,394			
Disbursement				
Interfund Transfer	10,748			
CBO		12,654,896		
Fund 21 - Building Fund			12,700,313	
Not Measure G related			-45,417	
<b>Total</b>	<b>12,628,142</b>	<b>12,654,896</b>	<b>12,654,896</b>	

Unencumbered in CFS

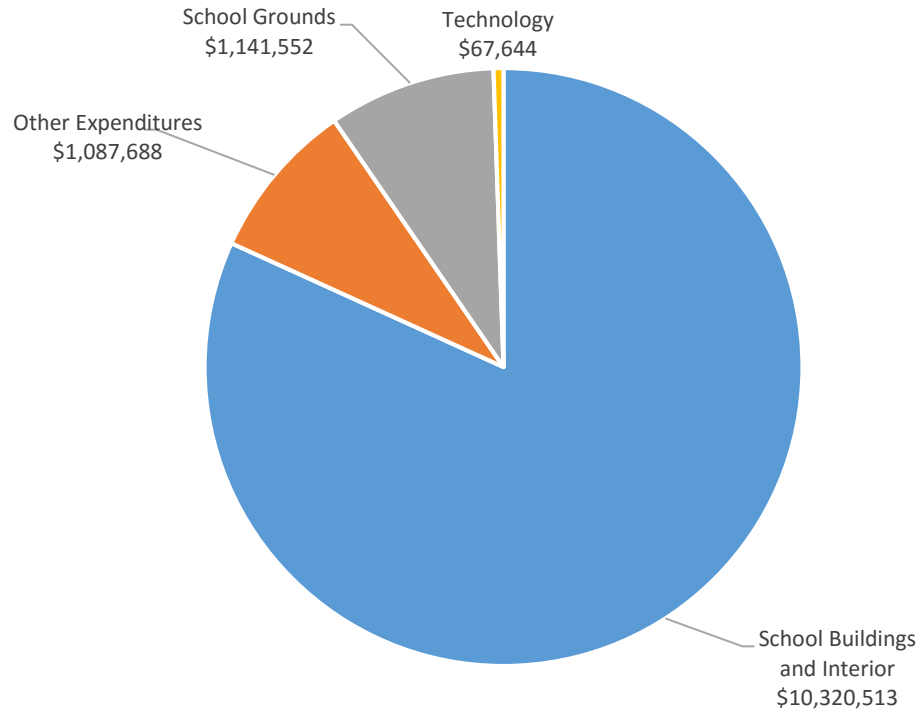
\$26,754 No object codes to reconcile

Transfer to Escrow

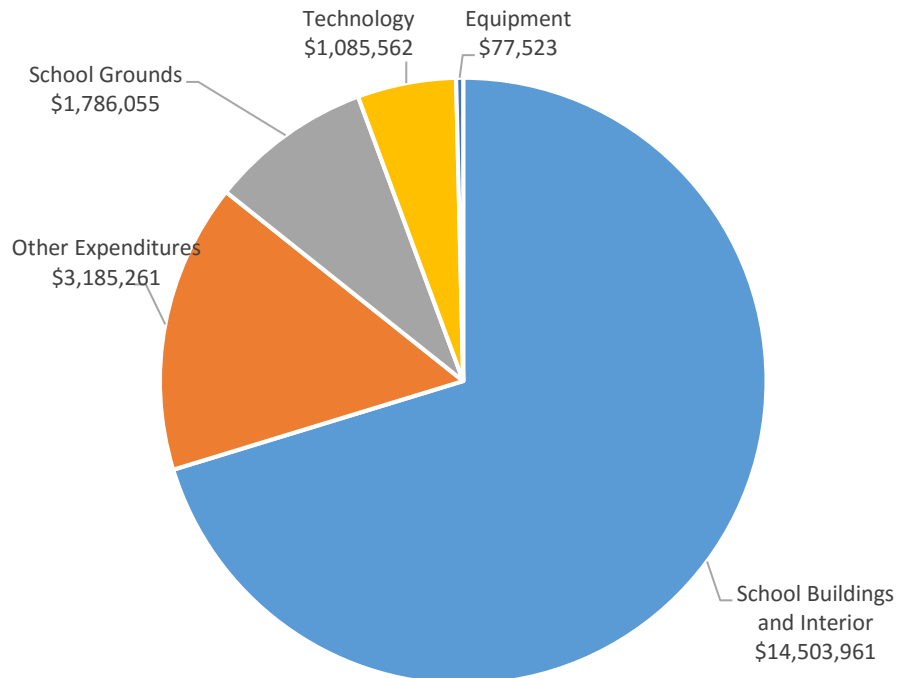
\$3,964

<b>Expenditures by Category</b>				
	<b>2013</b>	<b>2014</b>	<b>2015</b>	<b>Grand Total</b>
School Buildings and Interior	\$685,914	\$3,497,534	\$10,320,513	\$14,503,961
Other Expenditures	\$593,016	\$1,504,557	\$1,087,688	\$3,185,261
School Grounds	\$397,223	\$247,280	\$1,141,552	\$1,786,055
Technology		\$1,017,917	\$67,644	\$1,085,562
Equipment	\$77,523			\$77,523
<b>Grand Total</b>	<b>\$1,753,677</b>	<b>\$6,267,288</b>	<b>\$12,617,398</b>	<b>\$20,638,363</b>

## FY 2014-2015

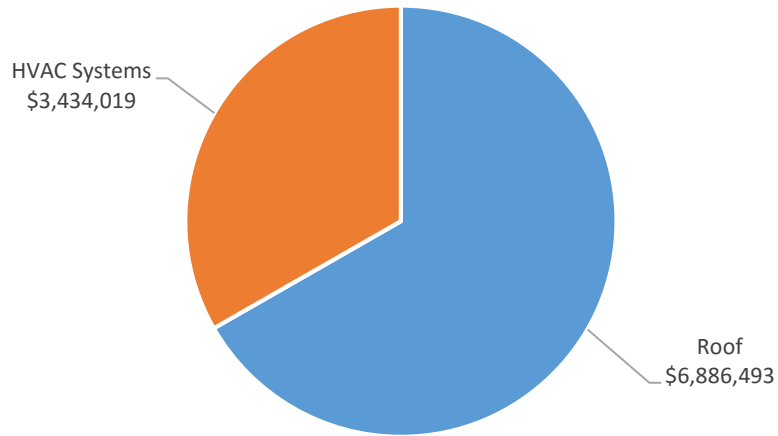


## To Date

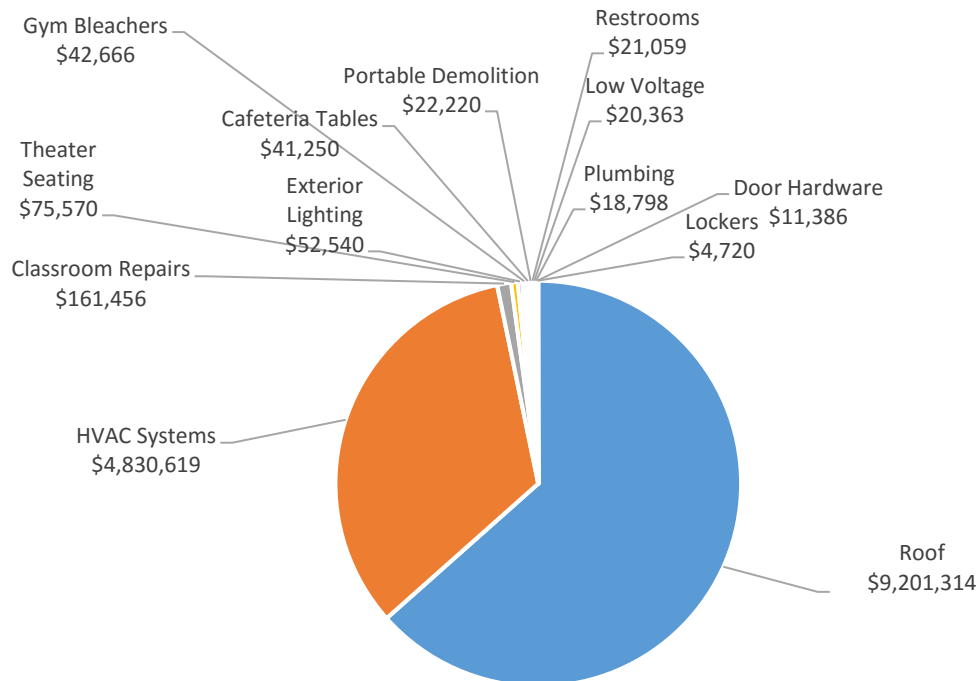


<b>Category: School Buildings and Interior</b>				
	<b>2013</b>	<b>2014</b>	<b>2015</b>	<b>Grand Total</b>
Roof	\$294,568	\$2,020,252	\$6,886,493	\$9,201,314
HVAC Systems	\$24,993	\$1,371,606	\$3,434,019	\$4,830,619
Classroom Repairs	\$161,456			\$161,456
Theater Seating	\$75,570			\$75,570
Exterior Lighting	\$22,659	\$29,881		\$52,540
Gym Bleachers	\$14,870	\$27,796		\$42,666
Cafeteria Tables	\$41,250			\$41,250
Portable Demolition		\$22,220		\$22,220
Restrooms		\$21,059		\$21,059
Low Voltage	\$20,363			\$20,363
Plumbing	\$18,798			\$18,798
Door Hardware	\$11,386			\$11,386
Lockers		\$4,720		\$4,720
<b>Grand Total</b>	<b>\$685,914</b>	<b>\$3,497,534</b>	<b>\$10,320,513</b>	<b>\$14,503,961</b>

### FY 2014-2015

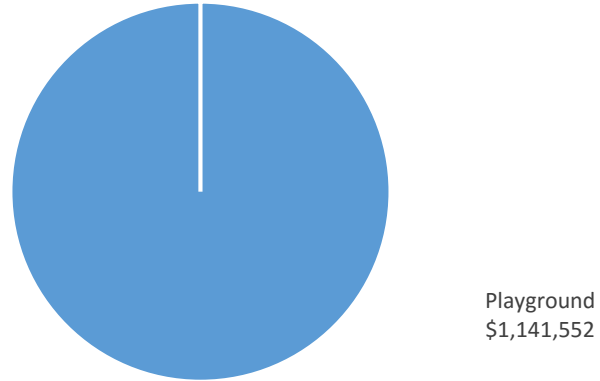


### To Date

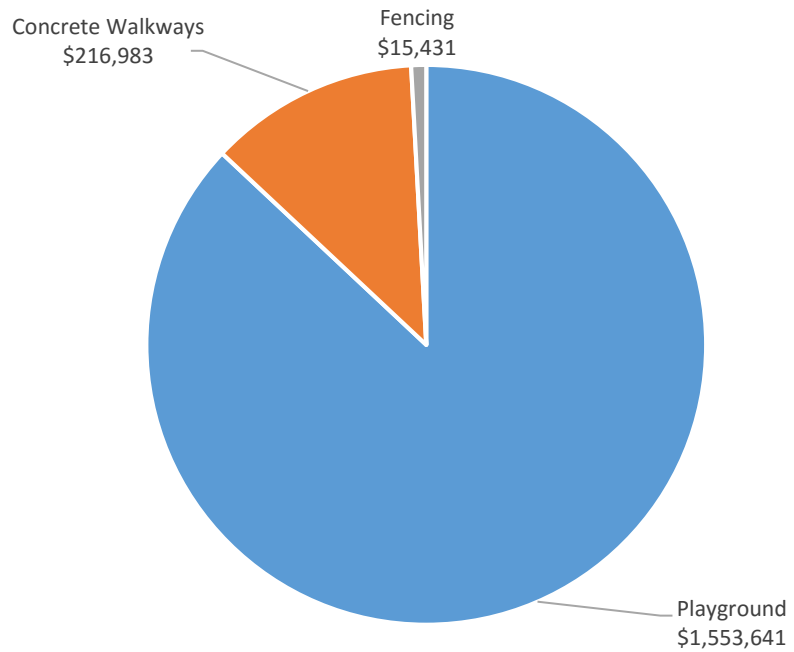


Category: School Grounds				
	2013	2014	2015	Grand Total
Playground	\$211,668	\$200,421	\$1,141,552	\$1,553,641
Concrete Walkways	\$183,664	\$33,319		\$216,983
Fencing	\$1,891	\$13,540		\$15,431
<b>Grand Total</b>	<b>\$397,223</b>	<b>\$247,280</b>	<b>\$1,141,552</b>	<b>\$1,786,055</b>

## FY 2014-2015

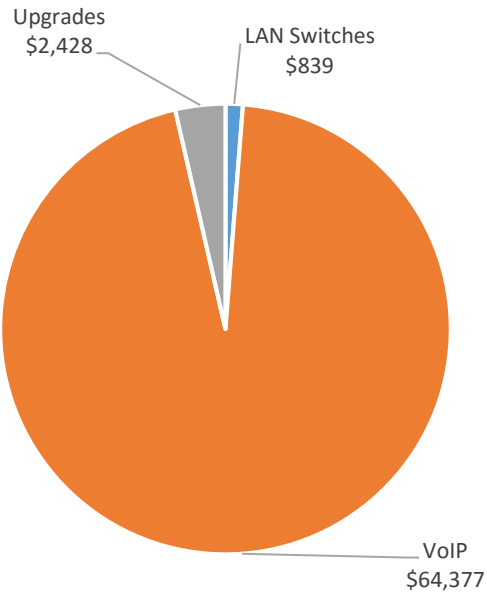


## To Date

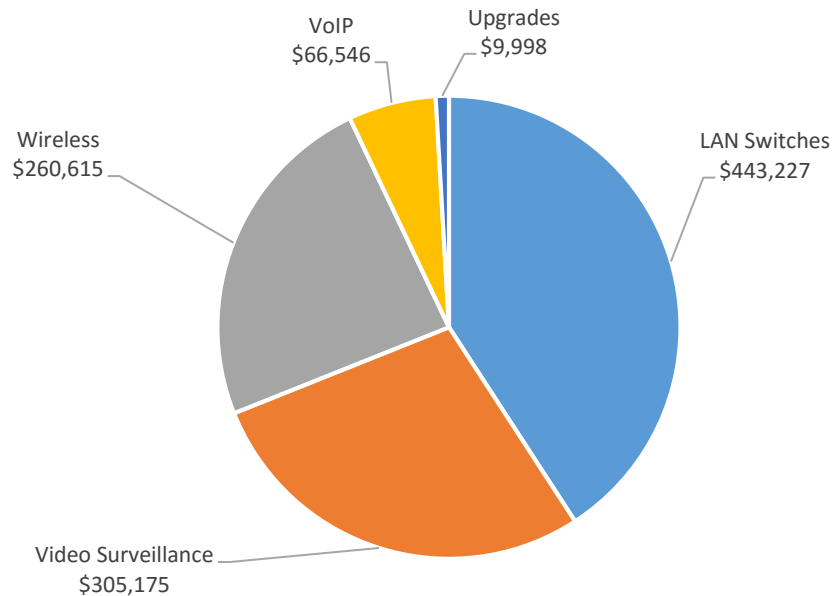


Category: Technology				
	2013	2014	2015	Grand Total
LAN Switches		\$442,388	\$839	\$443,227
Video Surveillance		\$305,175		\$305,175
Wireless		\$260,615		\$260,615
VoIP		\$2,169	\$64,377	\$66,546
Upgrades		\$7,570	\$2,428	\$9,998
Grand Total		\$1,017,917	\$67,644	\$1,085,562

## FY 2014-2015

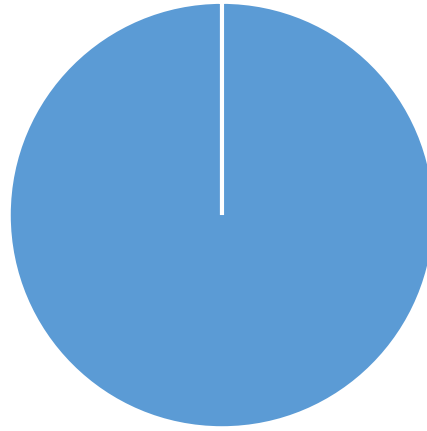


## To Date



<b>Category: Equipment</b>				
	<b>2013</b>	<b>2014</b>	<b>2015</b>	<b>Grand Total</b>
Lawn Mower	\$77,523			\$77,523
<b>Grand Total</b>	<b>\$77,523</b>			<b>\$77,523</b>

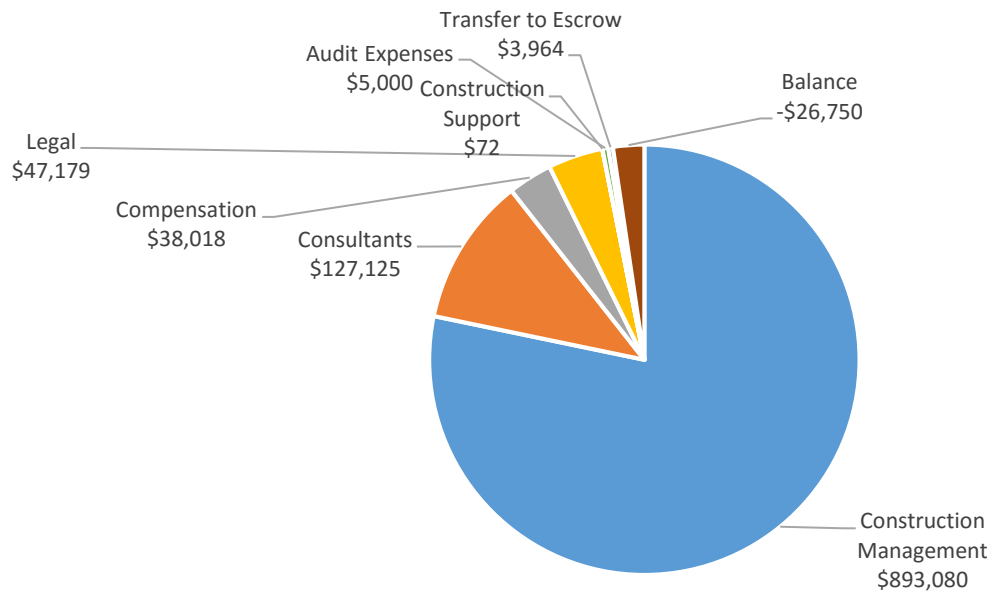
## To Date



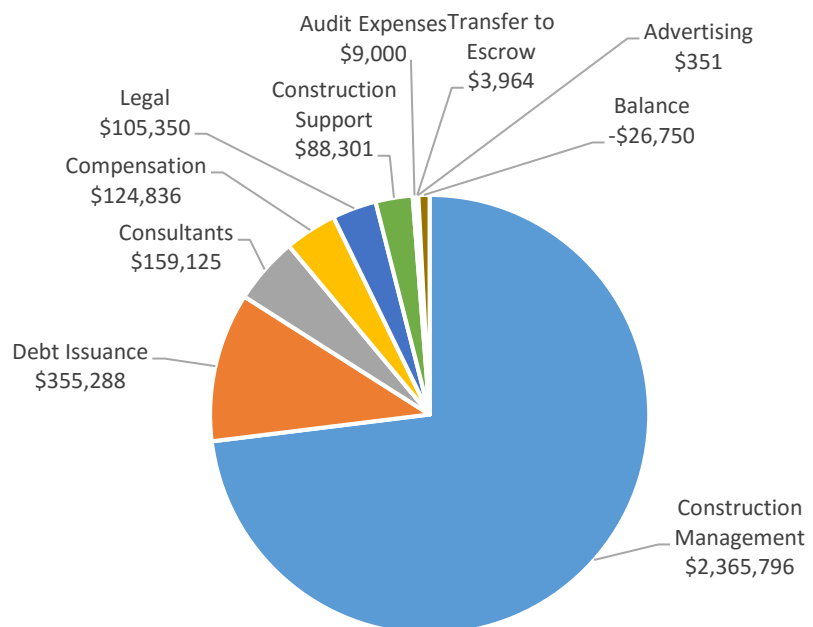
Lawn Mower  
\$77,523

<b>Category: Other Expenditures</b>				
	<b>2013</b>	<b>2014</b>	<b>2015</b>	<b>Grand Total</b>
Construction Management	\$500,000	\$972,717	\$893,080	\$2,365,796
Debt Issuance		\$355,288		\$355,288
Consultants	\$18,500	\$13,500	\$127,125	\$159,125
Compensation	\$42,978	\$43,841	\$38,018	\$124,836
Legal	\$23,294	\$34,877	\$47,179	\$105,350
Construction Support	\$7,893	\$80,335	\$72	\$88,301
Audit Expenses		\$4,000	\$5,000	\$9,000
Transfer to Escrow			\$3,964	\$3,964
Advertising	\$351			\$351
Balance			-\$26,750	-\$26,750
<b>Grand Total</b>	<b>\$593,016</b>	<b>\$1,504,557</b>	<b>\$1,087,688</b>	<b>\$3,185,261</b>

### FY 2014-2015



### To Date



<b>Expenditures by Site</b>				
	<b>2013</b>	<b>2014</b>	<b>2015</b>	<b>Grand Total</b>
Not Site Specific	\$825,069	\$3,156,573	\$1,604,854	\$5,586,495
NMHS	\$224,158	\$115,357	\$4,180,820	\$4,520,335
Graham	\$199,158	\$1,348,063	\$698,284	\$2,245,505
NJHS	\$79,603	\$106,083	\$1,602,306	\$1,787,991
Snow	\$33,967	\$813,497	\$829,197	\$1,676,660
Schilling	\$33,967	\$126,580	\$925,701	\$1,086,247
Kennedy	\$39,358	\$116,447	\$913,013	\$1,068,818
Bunker	\$9,325	\$141,964	\$829,136	\$980,424
Lincoln	\$50,732	\$156,260	\$565,912	\$772,905
Musick	\$19,141	\$54,603	\$321,212	\$394,956
Milani	\$156,197	\$13,092	\$146,963	\$316,252
MacGregor	\$38,095	\$118,770		\$156,865
Whiteford	\$44,908			\$44,908
<b>Grand Total</b>	<b>\$1,753,677</b>	<b>\$6,267,288</b>	<b>\$12,617,398</b>	<b>\$20,638,363</b>

